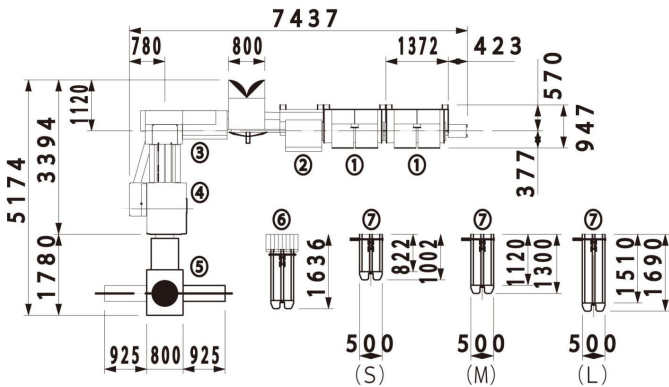








MICRO SPECIFICATIONS	
Mechanical speed	9,000 CPH
Auto feed (in mm)	Max. 310 X 380 Min. 95 X 100
Trim size (Spine X Front in mm)	Max. 300 X 390 Min. 85 X 148
Maximum trim thickness (in mm)	10
Center cut size (in mm)	Max. 300 X 390 / 2 Min. 85 X 257 / 2
Cutting gap (in mm)	0 / 4 / 6
Center cut thickness (in mm)	*Max. 6 * If 6 mm thickness is required, cutting gap needs to be 12mm.
Number of dual feeder	6(12 pockets)

TYPICAL FLOOR PLAN (mm)



1. ORF-122 Rotary feeder
2. ORC-315 Folder feeder
3. ORS-713 Saddle Stitcher
4. OT-352 3-knife trimmer
5. OCS-203TA Cross stacker
6. CV605A Delivery conveyor: For 2-up books
7. Delivery conveyor: S/M/L sizes

STITCHING HEAD

	DB45	S-50	S-80A	S-80AS	S-80B	S-80R (Loop)
a)Maximum Stitching thickness(mm)	3	5	7			3
Shape						
b)Crown Width(mm) *When wire#25(0.50mm thick)is used.	11	13			15	13
Wire #	#24-26 0.45-0.55mm					#24-26 0.50-0.55mm
c)Minimum Stitching Width(mm)	45	58	80			
Maximum number	1-6units		1-4units			
Remark			1)		1)	
1) Including Part No.144B Support lever 2) Strainhtener included 3) Requires Grooved Cam Plate for thick book stitch 4) Requires Clincher for thick book stitch			• Further stiching head recommendation is available if we are given the customer's paper size and book thickness. • The above specifications are only applicable to MICRO model. for applicable stiching haeds for other OSAKO models . please consult us.			

SADDLE STITCHER

Micro
SINCE 1916

PROLOGUE

Osako Seiki since 1973 is the only stitcher manufacturer whose sole focus is manufacturing Saddle Stitching technology... with unmatched affordable automation, flexibility, optimal footprints, and much higher on the floor productivity.

Known for their durability, ease of operation and high level of automation, Osako Seiki now offers the Micro.

The Micro includes key “Tene Alpha” level automation in a space saving design. Heavy duty and affordable, the Micro provide the highest productivity of any small format stitcher available.




Osako Seiki & Co., Ltd.

●Head Office
 208 Natsumo, Oaza, Takahata-machi,
 Higashiokitama-gun, Yamagata 999-2172 Japan
 TEL : +81-(0)238-57-3160 FAX : +81-(0)238-57-3149
 URL <https://www.osako.co.jp>

ORS-713 SADDLE STITCHER

CONTROL PANEL

Touch screen gives easy and quick setup.



Menu

Monitor

WIRE MONITOR

Wire monitor detects whether correct number of staples were stitched.

SIGNATURE SCANNER



If signatures are *misaligned in back-and-forth or sideways directions*, they are detected and ejected without being stitched.



ORC-315 FOLDER FEEDER



VERSATILE ADJUSTMENT

After loading cover sheets, table unit can be easily adjusted for suitable positioning and angle on scoring.



ACCURATE SCORING

After cover is created by roller, crimp plates secure folding.



Scoring

Crimp folding


OT-352 3-KNIFE TRIMMER

BOOK SIZE SETUPS

Book sizes are easily adjusted.

CENTERING FOR CENTER CUT KNIVES

When optional center cut device (for 2-up book production) is mounted, centering for lower knives can be quickly set.




BOOK THICKNESS SETUP

Book thickness is set by caliper and handle.



INFEED GUIDE


Infeed guide secures top-bottom length setup before trimming.



ORF-122 ROTARY FEEDER



INCREASED AIR NOZZLE

Compared to other OSAKO feeders which have only one air nozzle, ORF-122 has four nozzles for better performance against misfeeding.



TILT BACK

Tilt back implements hand feeding.



TOTAL ADJUSTMENT OPERABLE IN FRONT

All the adjustments, such as air pressure, vacuum, etc., are operable in frontal area.

